







Cable Gland Sizing Charts

| XLPE / PVC / SWA - BS 4567 | | | CABLE GLAND | | | | | |
|-----------------------------------|--------------|-------------------------------|---|---|---|--|---|---|
| Conductor Size (mm ²) | No. of Cores | Approx. Overall Diameter (mm) |  |  |  |  |  |  |
| | | | BW | TPBW & PBW | CW | TPCW & PCW | E1W | E1FW |
| 25 | 2 | 24.1 | 25 | 25 | 25 | 25 | 25 | 25 |
| | 3 | 26.7 | 32 | | 32 | 32 | | |
| | 4 | 28.9 | | 32 | 32 | 32 | | |
| | 5 | 31.0 | | | | | | |
| 35 | 2 | 27.9 | 32 | 32 | 32 | 32 | 32 | 32 |
| | 3 | 29.9 | | | | | | |
| | 4 | 32.1 | | | | | | |
| 50 | 2 | 25.8 | 25 | 25 | 25 | 25 | 25 | 25 |
| | 3 | 28.5 | 32 | 32 | 32 | 32 | 32 | 32 |
| | 4 | 32.0 | 40 | 40 | 40 | 40 | 40 | 40 |
| | 5 | 40.0 | | | 50S | 40 | 50S | 40 |
| 70 | 2 | 29.0 | 32 | 32 | 32 | 32 | 32 | 32 |
| | 3 | 32.2 | 40 | 40 | 40 | 40 | 40 | 40 |
| | 4 | 37.7 | 50S | N/A | 50S | N/A | 50S | 50 |
| | 5 | 43.3 | | | | | | |
| 95 | 2 | 33.1 | 32 | 32 | 32 | 32 | 32 | 32 |
| | 3 | 37.0 | 40 | 40 | 40 | 40 | 40 | 40 |
| | 4 | 41.7 | 50S | N/A | 50S | N/A | 50S | 40 |
| | 5 | 52.0 | 50 | 50 | 50 | 50 | 50 | 50 |
| 120 | 2 | 36.1 | 40 | 40 | 40 | 40 | 40 | 40 |
| | 3 | 40.4 | | N/A | | N/A | 50S | |
| | 4 | 47.1 | 50 | 50 | 50 | 50 | 50 | |
| 150 | 2 | 39.3 | 40 | 40 | 40 | 40 | 40 | 40 |
| | 3 | 45.5 | 50 | 50 | 50 | 50 | 50S | 50 |
| | 4 | 51.4 | | | | | 50 | |

Due to cable diameter variances between manufacturers, we strongly advise the cable diameter is checked where possible, prior to purchasing the products.