







## Cable Gland Sizing Charts

XLPE / PVC / SWA - BS 4567			CABLE GLAND								
Conductor Size (mm <sup>2</sup> )	No. of Cores	Approx. Overall Diameter (mm)									
			BW	TPBW & PBW	CW	TPCW & PCW	E1W	E1FW			
1.5	2	12.3	20S	20S	20/16	20S	20/16	20/16			
	3	12.8			20S		20S	20S	20S		
	4	14.0									
	5	14.2									
	6	15.2									
7	15.6	20S	20S								
2.5	2	13.6	20S	20S	20S	20S	20S	20S			
	3	13.6	20	20	20	20	20	20			
	4	14.7									
	5	16.3									
	6	17.1									
7	17.6										
4	2	14.7	20	20	20S	20S	20S	20S			
	3	15.3			20	20	20	20	20		
	4	16.4									
	5	18.9									
6	2	15.9	20	20	20	20	20	20S			
	3	16.6	25				25	25	25	25	
	4	18.7									
	5	20.5									
10	2	18.0	20	25	20	20	20	20			
	3	18.9	25				25		25	25	
	4	20.3									
	5	22.0									
16	2	20.0	25	25	25	25	20	20			
	3	21.2					32	32	32	32	32
	4	22.9									
	5	28.1									

Due to cable diameter variances between manufacturers, we strongly advise the cable diameter is checked where possible, prior to purchasing the products.